

PERSONNEL AIRLOCK ECO-LINE



Construction:

Modular system for the tool-free assembly of multi-chamber systems with self-closing doors; large flaps, which are also viewing windows. The flaps ensure a directed air flow towards the work area.

Wall and door elements made of hard-foamed, anti-static, washable, 8 mm thick sandwich panels, PVC-coated on both sides. Aluminium profiles and corner profiles 2 mm thick.

The roof and floor elements are made of welded aluminium profiles. There are translucent windows in the roofs.

Can be combined with various deconta water management systems.



Modular system		Plug-in
Model 750	Dimensions [mm]	750 x 750 x 2.000
	Weight, 3 chambers [kg]	150 ■ Art.-Nr. 376
	Weight, 4 chambers [kg]	195 ■ Art.-Nr. 377
	Weight, 5 chambers [kg]	240 ■ Art.-Nr. 378
Model 1000	Dimensions [mm]	1.000 x 1.000 x 2.000
	Weight, 3 chambers [kg]	200 ■ Art.-Nr. 504
	Weight, 4 chambers [kg]	260 ■ Art.-Nr. 505
	Weight, 5 chambers [kg]	320 ■ Art.-Nr. 506
Water connection		Geka


Optional equipment

Automatic shower

Automatic locking mechanism with automatic shower


Increased wall height up to 230mm

ACCESSORIES / OPTIONS



BO6853b

Transport box 3 chambers
Model 750




BO9277

Floor gratings

BO6853a

Transport box 3 chambers
Model 1000



BO6996b

Transport box 4/5 chambers
Model 750

BO9280 to BO9280c

LED-light 3 to 6 chambers



BO6996a

Transport box
4/5 chambers
Model 1000



379

Extension chamber
Model 750

BO92814

Height extension 5 chambers



507

Extension chamber
Model 1000



380

Additional chamber
Model 750



BO9797

Mirror support with mirror



508

Additional chamber
Model 1000



BO9773a

Clothes hook Model 1000

BO23389

Clothes hook Model 750