

## MATERIAL AIRLOCK CLASSIC

*will be replaced by ECO-Line by 01.08.2025.  
Spare parts available until 01.06.2026.*



### Construction:

2-chamber airlock

Base tray and roof elements made of welded, 2-4 mm thick aluminium. Side walls made of hard-foamed, antistatic, washable, 14.6 mm thick sandwich panels, PVC-coated on both sides.

Roller shutter elements with foam-filled aluminium slats. Four flaps per door in the roller shutter guides to ensure a directed air flow towards the renovation area and hand shower in the 2nd chamber.

### Model 1000 | Article-Nr. 76

Dimensions [mm]	2.090 x 1.045 x 2.168
Weight [kg]	approx. 300
Roller shutter opening [mm]	655 x 1.770
Water connection	Geka

### Model 2000 | Article-Nr. 79

Dimensions [mm]	2.090 x 2.090 x 2.168
Weight [kg]	approx. 480
Roller shutter opening [mm]	1.700 x 1.770
Water connection	Geka

### WASTEWATER FILTRATION

#### Water filtration unit AS 300 | Article-Nr. 328

Consisting of wastewater pump and 3-stage wastewater filtration with automatic filter monitoring

### EQUIPMENT OPTIONS













#### Automatic locking mechanism

This control prevents simultaneous opening of doors 1+2 and doors 2+3. An optical and acoustic warning signal is activated in the event of incorrect operation.

#### MZA 30 | Article-Nr. 550

This control unit, in conjunction with a negative pressure unit, is used to ensure a 30-fold air exchange in chamber 1 (as required by German law) before materials are discharged.

## ACCESSORIES / OPTIONS

	<b>BO17601</b> Wall element with 1x connection top or bottom		<b>81</b> Extension chamber Model 1000
			<b>334</b> Additional chamber Model 1000
			<b>80</b> Extension chamber Model 2000
			<b>337</b> Additional chamber Model 2000
	<b>BO3111</b> Ramp 1400mm long, 800 mm wide		<b>BO3111a</b> Ramp 700mm long
	<b>BO17603</b> Wall element with 1x connection centre		<b>BO21602</b> Roller guide for grating
			<b>BO2403</b> Roller guide for floor grating
	<b>BO17612</b> Wall element with 2x connections top or bottom and centre		<b>BO6490a</b> Strip curtain „Flaps“ Model 1000
	<b>BO17610</b> Wall element with 2x connections top and bottom		<b>BO6490</b> Strip curtain „Flaps“ Model 2000
	<b>BO1081b</b> Wall with hose connection		<b>BO8615</b> Wall element for connection to control MZA30
	<b>BO26654</b> G200/G200 SRE connect option MZA30		<b>BO8614</b> for use with MZA30 Wall element with strips 305 x 610
	<b>AU1386</b> Plastic pallet		